

**Incidents Summary Analysis by Zone**  
**01/04/2017 to 01/10/2017**



# Incidents Summary Analysis by Zone

Appendix Q

01/04/2017 to 01/10/2017

## Category Summary

### Zone: Crowland

<u>Category Name</u>	<u>Sub Category Name</u>	<u>No. of Incidents</u>
Anti-Social Behaviour		1
Burglary		1
Public Order / Disturbance	Assault	1
Suspicious Activity		2
Theft - Shoplifting / Retail		1

---

**Total No. of Incidents in Zone Crowland: 6**

### Zone: Holbeach

<u>Category Name</u>	<u>Sub Category Name</u>	<u>No. of Incidents</u>
Alarm Activation		1
Anti-Social Behaviour		2
Burglary		1
Criminal Damage		1
Drink Offence - Other		2
Missing Person / Concern for Welfare		3
Theft - Shoplifting / Retail		2
Traffic - Other		1
Wanted Person		1

---

**Total No. of Incidents in Zone Holbeach: 14**

### Zone: Spalding

<u>Category Name</u>	<u>Sub Category Name</u>	<u>No. of Incidents</u>
Alarm Activation		1
Anti-Social Behaviour		8
Burglary		2
Criminal Damage		5
Domestic Disturbance		1
Drink Offence - Other		4
Drugs*		2
Fire		1
Littering / Dog Fouling		1
Misc		5
Missing Person / Concern for Welfare		6
Public Order / Disturbance		11
Sexual		1
Suspicious Activity		1
Theft - of Cycle		1
Theft - Other		1
Theft - Shoplifting / Retail		14



## Incidents Summary Analysis by Zone

Appendix Q

01/04/2017 to 01/10/2017

---

Traffic - Drink Driving	2
Traffic - Other	5
Weapons*	2

---

**Total No. of Incidents in Zone Spalding: 74**

---

**Total No. of Incidents : 94**

---

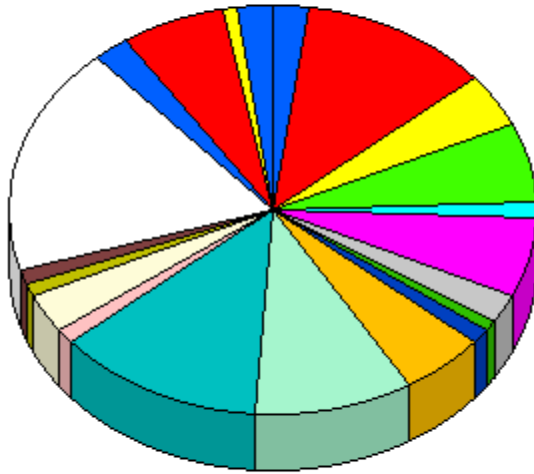


# Incidents Summary Analysis by Zone

Appendix Q

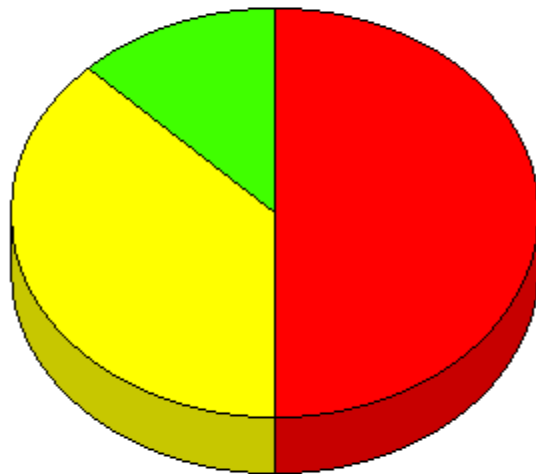
01/04/2017 to 01/10/2017

## No. of Incidents by Category



Alarm Activation	2.1%
Anti-Social Behaviour	11.7%
Burglary	4.3%
Criminal Damage	6.4%
Domestic Disturbance	1.1%
Drink Offence - Other	6.4%
Drugs*	2.1%
Fire	1.1%
Littering / Dog Fouling	1.1%
Misc	5.3%
Missing Person / Concern for Welfare	9.6%
Public Order / Disturbance	12.8%
Sexual	1.1%
Suspicious Activity	3.2%
Theft - of Cycle	1.1%
Theft - Other	1.1%
Theft - Shoplifting / Retail	18.1%
Traffic - Drink Driving	2.1%
Traffic - Other	6.4%
Wanted Person	1.1%
Weapons*	2.1%
<b>Total:</b>	<b>100.0%</b>

## No. of Incidents by Sub Category



Blue	0.0%
Red	50.0%
Yellow	37.5%
Green	12.5%
<b>Total:</b>	<b>100.0%</b>



# Incidents Summary Analysis by Zone

Appendix Q

01/04/2017 to 01/10/2017

## Call Source Summary

### Zone: Crowland

<u>Call Source</u>	<u>No. of Incidents</u>
Operator Generated	1
Police - Radio	5

---

**Total No. of Incidents in Zone Crowland: 6**

### Zone: Holbeach

<u>Call Source</u>	<u>No. of Incidents</u>
Police - Phone	2
Police - Radio	10
Shopwatch	2

---

**Total No. of Incidents in Zone Holbeach: 14**

### Zone: Spalding

<u>Call Source</u>	<u>No. of Incidents</u>
Operator Generated	10
Police	1
Police - Phone	4
Police - Radio	43
Pubwatch	3
Security / other	2
Shopwatch	11

---

**Total No. of Incidents in Zone Spalding: 74**

---

**Total No. of Incidents : 94**

---

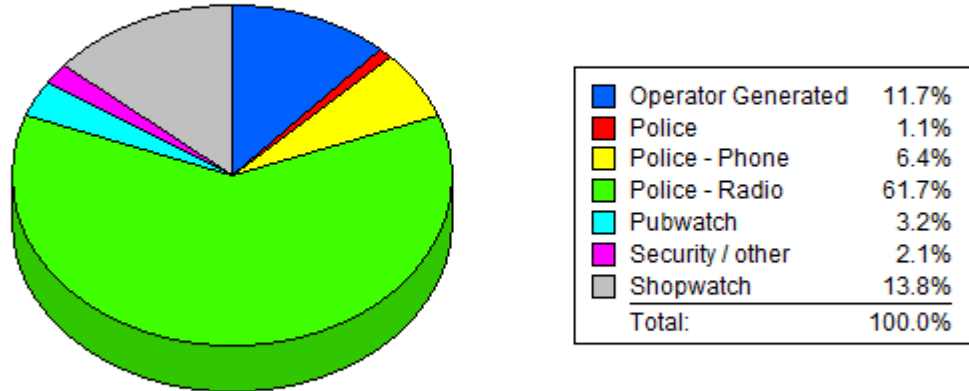


## Incidents Summary Analysis by Zone

Appendix Q

01/04/2017 to 01/10/2017

### No. of Incidents by Call Source





# Incidents Summary Analysis by Zone

Appendix Q

01/04/2017 to 01/10/2017

## Camera Summary

### Zone: Crowland

<u>Camera Name</u>	<u>Camera Location</u>	<u>No. of Incidents</u>
SHDC 218	South Street Crowland	3
SHDC 219	West Street Crowland	6

**Total No. of Incidents in Zone Crowland: 6**

### Zone: Holbeach

<u>Camera Name</u>	<u>Camera Location</u>	<u>No. of Incidents</u>
SHDC 220	High Street Holbeach	13
SHDC 221	High Street Holbeach	12
SHDC 222	Station Road Holbeach	11
SHDC 224	High Street Holbeach	10

**Total No. of Incidents in Zone Holbeach: 14**

### Zone: Spalding

<u>Camera Name</u>	<u>Camera Location</u>	<u>No. of Incidents</u>
SHDC 201	Bridge Street	8
SHDC 202	Broad Street	6
SHDC 203	Market Place	16
SHDC 204	Hall Place	27
SHDC 205	Sheep Market	18
SHDC 206	Red Lion Street	19
SHDC 207	New Road	21
SHDC 208	Herring Lane	10
SHDC 209	Swan Street	12
SHDC 210	Winfrey Avenue	17
SHDC 211	Westlode Street	11
SHDC 212	Winsover Road	17
SHDC 214	The Crescent	3
SHDC 215	Vine Street	1
SHDC 217	The Vista	1
SHDC 226	Castle Sports Complex	1
SHDC 227	Castle Sports Complex	2
SHDC 228	Castle Sports Complex	2

**Total No. of Incidents in Zone Spalding: 74**

**Total No. of Incidents : 94**

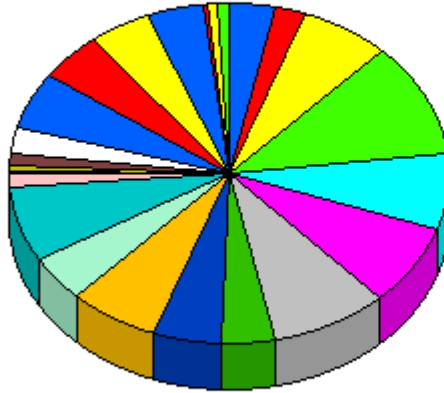


# Incidents Summary Analysis by Zone

Appendix Q

01/04/2017 to 01/10/2017

## No. of Incidents by Camera



SHDC 201	3.2%
SHDC 202	2.4%
SHDC 203	6.5%
SHDC 204	10.9%
SHDC 205	7.3%
SHDC 206	7.7%
SHDC 207	8.5%
SHDC 208	4.0%
SHDC 209	4.9%
SHDC 210	6.9%
SHDC 211	4.5%
SHDC 212	6.9%
SHDC 214	1.2%
SHDC 215	0.4%
SHDC 217	0.4%
SHDC 218	1.2%
SHDC 219	2.4%
SHDC 220	5.3%
SHDC 221	4.9%
SHDC 222	4.5%
SHDC 224	4.0%
SHDC 228	0.4%
Total:	100.0%